


Number of contacts

7 +



Han
D/DD

Inserts

Identification	Series	Part No.		Drawing	Dimensions in mm
		Male insert (M)	Female insert (F)		
Crimp terminal Order crimp contacts separately	Han D	09 21 007 3031 ¹⁾	09 21 007 3131 ¹⁾		Contact arrangement View from termination side
¹⁾ Attention Only for thermoplastic hoods/housings					
Coding system with loss of contact 		09 33 000 9915			To avoid accidental incorrect mating of adjacent connectors a coding system is required. Coding is effected by means of a code pin to be inserted into the selected chamber of the female insert. The opposite male contact should be omitted.

Identification	Wire gauge (mm ²)	Part No.		Drawing	Dimensions in mm
		Male contacts	Female contacts		
Crimp contacts silver plated	0.14-0.37 0.5 0.75 1.0 1.5 2.5	09 15 000 6104 09 15 000 6103 09 15 000 6105 09 15 000 6102 09 15 000 6101 09 15 000 6106	09 15 000 6204 09 15 000 6203 09 15 000 6205 09 15 000 6202 09 15 000 6201 09 15 000 6206		
gold plated	0.14-0.37 0.5 0.75 1.0 1.5 2.5	09 15 000 6124 09 15 000 6123 09 15 000 6125 09 15 000 6122 09 15 000 6121 09 15 000 6126	09 15 000 6224 09 15 000 6223 09 15 000 6225 09 15 000 6222 09 15 000 6221 09 15 000 6226		

Wire gauge	ø	Stripping length
0.14-0.37 mm ²	AWG 26-22	0.90 mm
0.5 mm ²	AWG 20	1.10 mm
0.75 mm ²	AWG 18	1.30 mm
1 mm ²	AWG 18	1.45 mm
1.5 mm ²	AWG 16	1.75 mm
2.5 mm ²	AWG 14	2.25 mm


Stock items in bold type

Identification	Part No.	Pg	Drawing	Dimensions in mm
Hoods	Hoods side-entry	grey 09 20 003 0620 black 09 20 003 0627	11	
	Hoods top-entry	grey 09 20 003 0420 black 09 20 003 0427	11	
	Protection covers for hoods	09 20 003 5442 ¹⁾ 09 20 003 5441 ²⁾		
	Housings bulkhead mounting	grey 09 20 003 0320 black 09 20 003 0327 grey 09 20 003 0820 black 09 20 003 0827	—	Panel cut out 22 x 22 mm
	Housings surface mounting	grey 09 20 003 0220 black 09 20 003 0227	11	Panel cut out 22 x 22 mm
	Housings screw mounting	grey 09 20 003 0120 black 09 20 003 0127	13.5	
Hoods cable to cable	grey 09 20 003 0720 black 09 20 003 0727	11		
Protection covers for housings	A 09 20 003 5407¹⁾ 09 20 003 5408²⁾ B 09 20 003 5446¹⁾ 09 20 003 5445²⁾ C 09 20 003 5448¹⁾			
for hoods cable to cable				

¹⁾ for mounted male insert
²⁾ for mounted female insert

Number of contacts

8



Inserts

Identification	Series	Part No.		Drawing	Dimensions in mm
		Male insert (M)	Female insert (F)		
Crimp terminal Order Crimp contacts separately For thermoplastic and metal hoods/housings	Han D	09 36 008 3001	09 36 008 3101		Contact arrangement View from termination side

Coding system with loss of contact




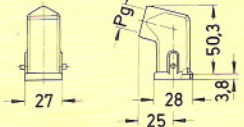

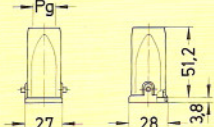


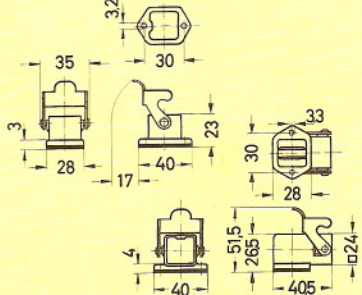


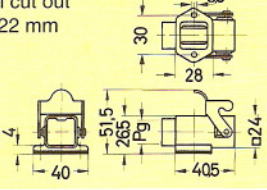

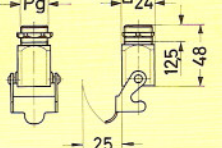

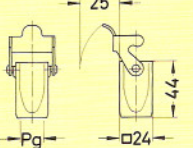
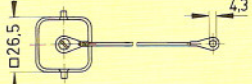

09 33 000 9915

To avoid accidental incorrect mating of adjacent connectors a coding system is required. Coding is effected by means of a code pin to be inserted into the selected chamber of the female insert. The opposite male contact should be omitted.



Identification	Wire gauge (mm²)	Part No.		Drawing	Dimensions in mm																												
		Male contacts	Female contacts																														
Crimp contacts silver plated	0.14-0.37 0.5 0.75 1.0 1.5 2.5	09 15 000 6104 09 15 000 6103 09 15 000 6105 09 15 000 6102 09 15 000 6101 09 15 000 6106	09 15 000 6204 09 15 000 6203 09 15 000 6205 09 15 000 6202 09 15 000 6201 09 15 000 6206		<table border="1"> <thead> <tr> <th colspan="2">Wire gauge</th> <th>ø</th> <th>Stripping length</th> </tr> </thead> <tbody> <tr> <td>0.14-0.37 mm²</td> <td>AWG 26-22</td> <td>0.90 mm</td> <td>8 mm</td> </tr> <tr> <td>0.5 mm²</td> <td>AWG 20</td> <td>1.10 mm</td> <td>8 mm</td> </tr> <tr> <td>0.75 mm²</td> <td>AWG 18</td> <td>1.30 mm</td> <td>8 mm</td> </tr> <tr> <td>1 mm²</td> <td>AWG 18</td> <td>1.45 mm</td> <td>8 mm</td> </tr> <tr> <td>1.5 mm²</td> <td>AWG 16</td> <td>1.75 mm</td> <td>8 mm</td> </tr> <tr> <td>2.5 mm²</td> <td>AWG 14</td> <td>2.25 mm</td> <td>6 mm</td> </tr> </tbody> </table>	Wire gauge		ø	Stripping length	0.14-0.37 mm²	AWG 26-22	0.90 mm	8 mm	0.5 mm²	AWG 20	1.10 mm	8 mm	0.75 mm²	AWG 18	1.30 mm	8 mm	1 mm²	AWG 18	1.45 mm	8 mm	1.5 mm²	AWG 16	1.75 mm	8 mm	2.5 mm²	AWG 14	2.25 mm	6 mm
Wire gauge		ø	Stripping length																														
0.14-0.37 mm²	AWG 26-22	0.90 mm	8 mm																														
0.5 mm²	AWG 20	1.10 mm	8 mm																														
0.75 mm²	AWG 18	1.30 mm	8 mm																														
1 mm²	AWG 18	1.45 mm	8 mm																														
1.5 mm²	AWG 16	1.75 mm	8 mm																														
2.5 mm²	AWG 14	2.25 mm	6 mm																														
gold plated	0.14-0.37 0.5 0.75 1.0 1.5 2.5	09 15 000 6124 09 15 000 6123 09 15 000 6125 09 15 000 6122 09 15 000 6121 09 15 000 6126	09 15 000 6224 09 15 000 6223 09 15 000 6225 09 15 000 6222 09 15 000 6221 09 15 000 6226																														

Stock items in bold type

Identification	Standard	Part No. Han M	Han U	Pg	Drawing	Dimensions in mm	
Hoods	Hoods side-entry 	09 20 003 1640	09 37 003 1640	09 36 003 1640	11		11
	Hoods top-entry 	09 20 003 1440	09 37 003 1440	09 36 003 1440	11		11
	Protection covers for hoods	09 20 003 5422¹⁾ 09 20 003 5421²⁾	09 37 003 5402¹⁾ 09 37 003 5401²⁾	09 36 003 5402¹⁾ 09 36 003 5401²⁾			
Housings	Housings bulkhead mounting 	09 20 003 0301	09 37 003 0301	09 36 003 0301	—	Panel cut out 22 x 22 mm 	
		09 20 003 0801	09 37 003 0801	09 36 003 0801	—		
	Housings surface mounting 1 side-entry 	09 20 003 1250	09 37 003 1250	09 36 003 1250	11	Panel cut out 22 x 22 mm 	
	bottom closed	09 20 003 1252					
	Housings screw mounting 	09 20 003 0102		09 36 003 0102	13,5		
	Hoods cable to cable 	09 20 003 1750	09 37 003 1750	09 36 003 1750	11		
Protection covers for housings	09 20 003 5426¹⁾ 09 20 003 5425²⁾	09 37 003 5406¹⁾ 09 37 003 5405²⁾	09 36 003 5406¹⁾ 09 36 003 5405²⁾				
for hoods cable to cable	09 20 003 5428¹⁾ 09 20 003 5427²⁾	09 37 003 5408¹⁾ 09 37 003 5407²⁾	09 36 003 5408¹⁾ 09 36 003 5407²⁾				

Han D/DD

¹⁾ for mounted male insert ²⁾ for mounted female insert